

Hello everybody. How are you doing? I hope you are fine.

Today we are going to continue with unit 2. In this unit, we will start writing a biography (**writing the story of a person's life**) using the simple present.

6 WRITING A biography

A Use your notes from Exercise 5 to write a biography of your partner. Don't use your partner's name on the paper; use *he* or *she* instead.

*My classmate is a student. She lives near the university.
She studies fashion design. She has a part-time job in a ...*

B Class activity Pass your biographies around the class. Can you guess who each biography is about?



Read the example above silently and try to guess the new vocabulary. Here, you are supposed to write a biography using the present simple. Don't write the person's name. Instead, use *he* or *she*. My students, you have plenty of time to do so. I hope you write this during the holiday and if you have any questions, don't hesitate to ask me please.

Let's go to the conversation section

Have a look at the title. What is this conversation about?

Here, when you read the conversation below, pay attention to daily schedules and time expressions in context.

7 CONVERSATION *I start work at five.*

A Listen and practice.

Daniel: So, do you usually come to the gym in the morning?

Helen: Yeah, I do.

Daniel: Really? What time do you go to work?

Helen: I work in the afternoon. I start work at five.


Daniel: Wow, that's late. When do you get home at night?

Helen: I usually get home at midnight.

Daniel: Midnight? That is late. What do you do, exactly?

Helen: I'm a TV announcer. I do the weather report on KNTV. Don't you recognize me?

Daniel: Oh! You're Helen Black. I love your show! By the way, I'm Daniel. . . .



B Listen to the rest of the conversation. What time does Daniel get up? start work?

Try to answer the following questions:

1. What does Helen do?

She's a TV announcer

2. What time does Helen get home at night?

At midnight

3. Where does she work?

On KNTV

Now, let's try to review the present simple so I want you to describe Helen's daily routine from memory.

Let's listen to the rest of the conversation and answer the questions above in part B.

Audio script

HELEN: And you, Daniel? What's your day like?

DANIEL: Well, right now I'm in school, so I just have a part-time job. But I'm pretty busy. I get up early, around 6:00 A.M. Then I work from 7:00 until 9:00. I go to school and study until 4:00 P.M. Then I work again from 5:00 until 7:00.

HELEN: So what do you do?

DANIEL: I'm a dog walker.

HELEN: A what? What's that?

DANIEL: A dog walker. I take people's dogs for walks. It's great, and it keeps me in shape, too.

Answers

Daniel gets up around 6:00 A.M. He starts work at 7:00.

Now, let's discuss some grammar rules


9 GRAMMAR FOCUS

Time expressions

I get up	at 7:00	in the morning	on weekdays.	Expressing clock time
I go to bed	around ten	in the evening	on weeknights.	7:00
I leave work	early	in the afternoon	on weekends.	seven
I get home	late	at night	on Fridays.	seven o'clock
I stay up	until midnight	on Saturdays.		7:00 A.M. = 7:00 in the morning
I wake up	before/after noon	on Sundays.		7:00 P.M. = 7:00 in the evening

In this section we will practice time expressions such as prepositions of time and adverbs of time.

Prepositions of time: at / in / on + time



Look at the grammar box above and tell me:

What words follow *at*, *in*, and *on*?

at + times of day; *night*
in + parts of day (except *night*)
on + days of the week

Adverbs of time

Early, late, around, until, before, and after

A Complete these sentences with time expressions.

1. I get up six the morning weekdays.
2. I go to bed midnight weeknights.
3. I start work 11:30 night.
4. I have lunch three the afternoon Fridays.
5. I stay up 1:00 A.M. weekends.
6. I have a little snack 9:00 the evening.
7. I sleep noon Sundays.



Answers

1. I get up at six in the morning on weekdays.
2. I go to bed at midnight on weeknights.
3. I start work at 11:30 at night.
4. I have lunch at three in the afternoon on Fridays.
5. I stay up until 1:00 A.M. on weekends.
6. I have a little snack at 9:00 in the evening.
7. I sleep until noon on Sundays.

Now, let's go to the reading section

We will read and discuss an article about jobs.

Tip: don't worry about words you don't understand. Keep reading when you see new words.

12 READING

Why do you need a job?

Scan the profiles. Who is in high school? Who is in college? Who is a new parent?

These people need jobs. Read about their schedules, experience, and why they need a job.




Theresa Glass

I don't have time to work, but I need a job because college is very expensive. I study art. I have class all day on Monday, Wednesday, and Friday, and on Tuesday and Thursday mornings. I usually study on weekends. I don't have any experience, but I can learn quickly.



Kerin Thomas

My husband and I have a new baby. He makes a good salary, but we don't save very much money. We want to save some money to buy a house. I take care of the baby, so I need a job I can do at home. I know how to type, and I have a computer.



Lamar Andrews

I'm 16 now, and I don't get an allowance from my parents anymore. I need to earn some money because I like to go out on the weekend with my friends. I go to school every day from 9:00 A.M. to 3:30 P.M. My father owns a restaurant, so I know a little about restaurant work.

Here, we have a high school student, college student and new parent need jobs. **Why do they need jobs?**

Also, try to answer the following questions from the text:

1. Who is in high school?
Lamar
2. Who is in college?
Theresa
3. Who is a new parent?
Kerin

Now, read the article and complete the task A.

A Read the article. Why do these people need jobs? Check (✓) the correct boxes.

	Theresa	Kerin	Lamar
1. To save money	<input checked="" type="checkbox"/>	<input type="checkbox"/>	<input type="checkbox"/>
2. To earn money for college	<input type="checkbox"/>	<input type="checkbox"/>	<input type="checkbox"/>
3. To go out on the weekend	<input type="checkbox"/>	<input type="checkbox"/>	<input checked="" type="checkbox"/>
4. To buy a house	<input type="checkbox"/>	<input type="checkbox"/>	<input type="checkbox"/>

Answers

1. To save money: Kerin
2. To earn money for college: Theresa
3. To go out on the weekend: Lamar
4. To buy a house: Kerin

Vocabulary

experience: the work a person did in the past

quickly: fast

save: to keep for later

take care of: care for

type: to write on a computer

allowance: money parents give children to spend

earn: to receive money for work

B Pair work Choose the best job for each person. Explain why.

Art Store Clerk 9:00 A.M. to 5:00 P.M. \$10 an hour	Grocery Store Cashier Flexible work hours \$5.50 an hour	Day-care Assistant Work with children Earn great money
Waiter/Waitress Evenings only Experience a plus	Office Worker Nights and evenings No experience necessary	Word Processor Work at home Earn up to \$20 an hour

How do you spend your day? • 13

Here, you have to choose jobs for Theresa, Kerin, and Lamar and explain why.

Possible answers

Theresa has a difficult schedule. She needs a flexible job or an evening job. Grocery store cashier, waitress, and office worker are good jobs for her.

Kerin needs to work at home because she has a baby. She can type and has a computer. Word processor is the best job for her.

Lamar can work afternoons, evenings, and weekends. Grocery store cashier, waiter, and office worker are good jobs for him.

This is the end of unit 2

For more practice:

Workbook exercises 7-12 on pages 10-12

Hope this finds you all well my lovely students. Enjoy your time at home. God protect us all.

If you have any questions, don't hesitate to ask me please.

#Stay safe

#Stay at home

Mr. Firas Shbeeb